



MANUAL FOR DOWNLOADING THE PIMM EVENT APP

FOR iOS

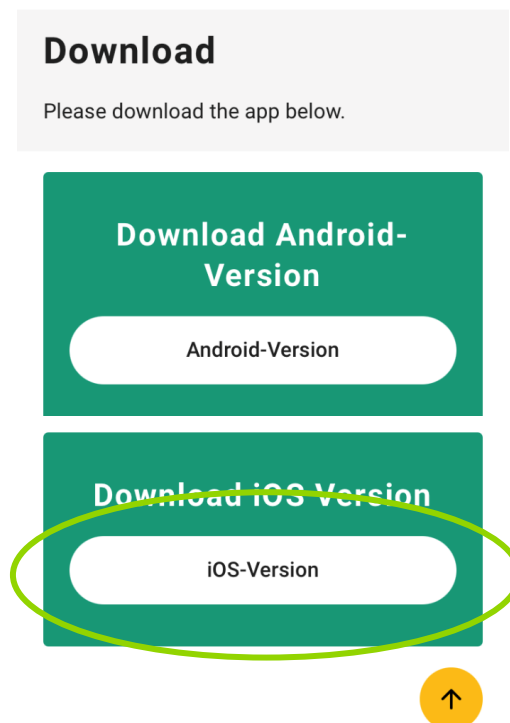
DOWNLOADING THE PIMM GENERAL EVENT APP

for iOS

1. Use the following link on your mobile:


<https://www.phoenixgroup.eu/en/pimm-general>

2. Scroll down to the download area and download the iOS version by clicking:

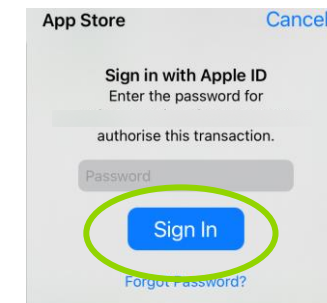


You will be redirected to the App Store.

3. Please “get” the app ... 4. install it ...




5. ... and authorise this transaction
(via sign-in with your Apple ID):



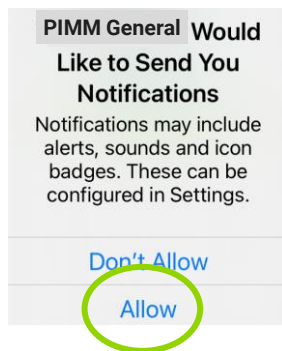
DOWNLOADING THE PIMM GENERAL EVENT APP

for iOS

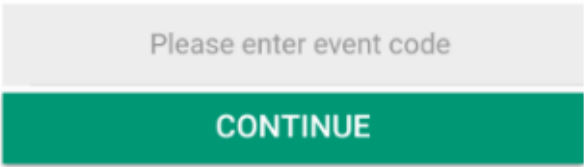
6. Now, you can open the APP:



7. After opening the APP, please allow notifications:

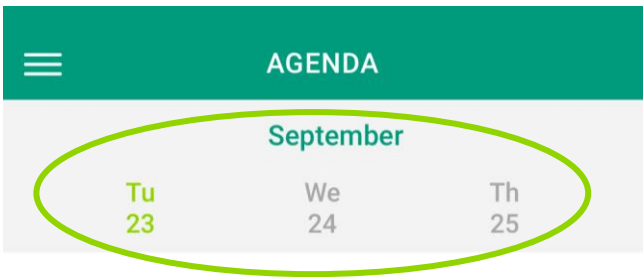


8. Please enter the password (event code) you received in an extra email:

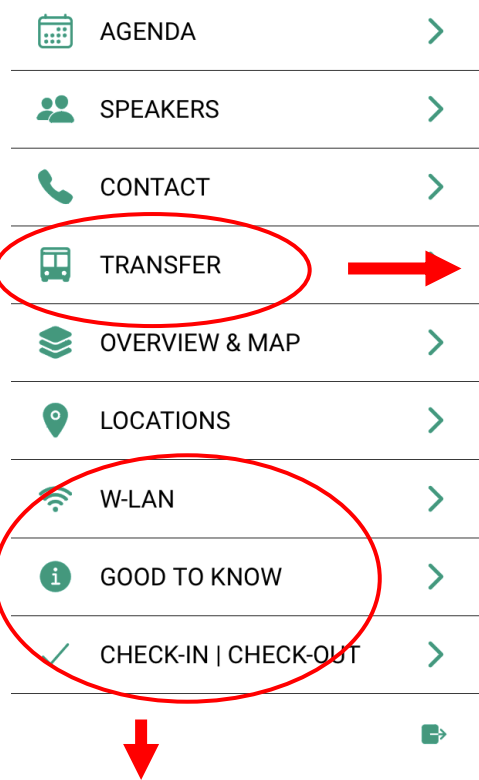


HAVE FUN WITH STUDYING THE APP!

Start screen is our agenda, in which you can go through the three days:



With the white menu button (left upper corner) you can go to the different topics:



Please double-check your transfers with your travel details.

Please inform yourself about "Good to know", "W-Lan" as well as "Check-in & out".



PHOENIX group

Thank you for
downloading the
PIMM event APP!